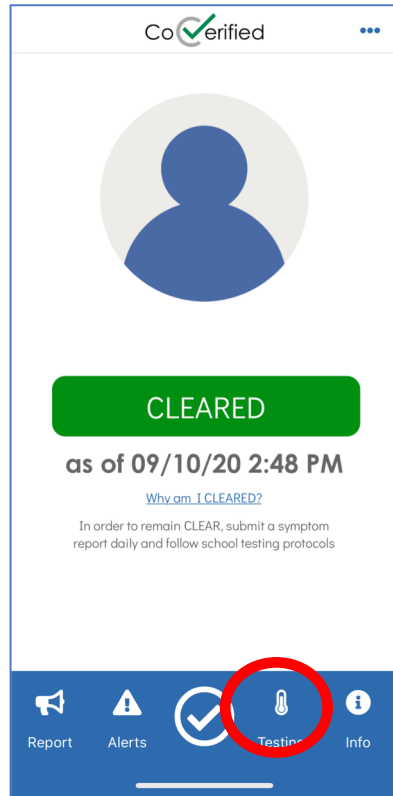
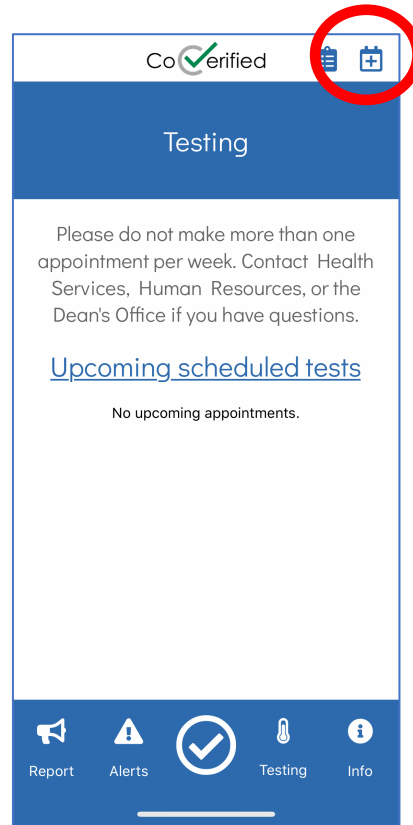


## How to schedule a test using the CoVerified app



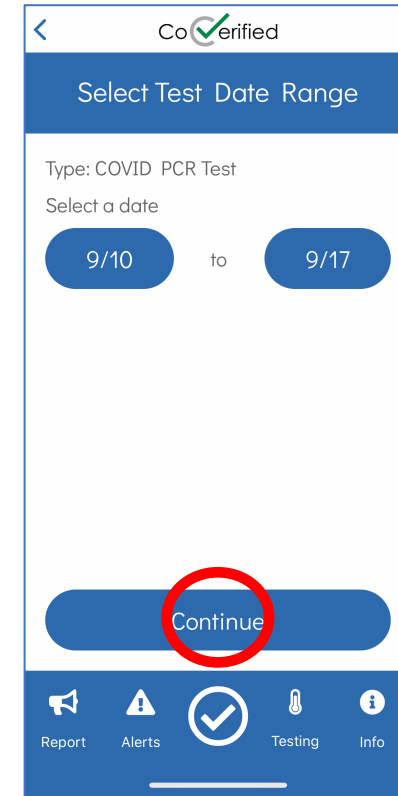
Click on testing



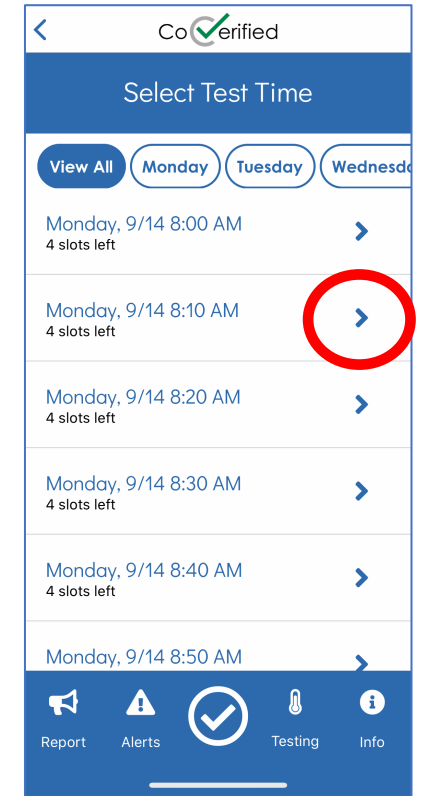
Click on the calendar icon



Click on the arrow next to Student Center



Click continue



Choose your date and time

## How to schedule a test using the CoVerified web platform



[Home](#)

Report Symptoms

Report Contacts

Test Result History

Click  
Schedule  
Test →

Schedule Test

Alerts

Information

Support

### Testing

Please do not make more than one appointment if you have questions.

Select Test Site  
"Student Center"

Select A Testing Site

Student Center

Select Test Type  
"COVID PCR Test"

Select A Test Type

COVID PCR Test

Choose Testing Date

Select An Available Testing Date

(37) Wednesday, 9/16/2020

Choose Testing Time

Select An Available Time Slot

08:10 AM

Click "Schedule  
Appointment"

SCHEDULE APPOINTMENT